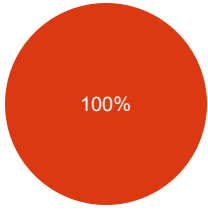
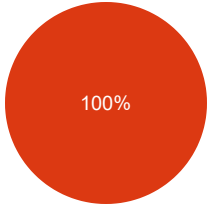
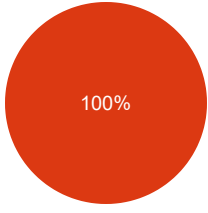




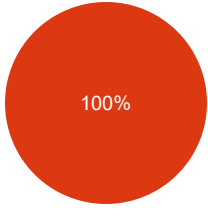








Teacher Evaluation - Program: 0404

Teacher Name: FARHAD ALI		Course ID: MTS-702 Course Title: Theory of Fluids		Session: 2018 Fall																			
Shift: After noon -- Section:		Total Strength: 1		Attempted: 1																			
S.No	Question	Opinions			Chart																		
1	The Instructor is prepared for each class	<table border="1"> <thead> <tr> <th>Choice</th> <th>Number</th> <th>Percentage</th> </tr> </thead> <tbody> <tr> <td>Strongly Agree</td> <td>0</td> <td>0%</td> </tr> <tr> <td>Agree</td> <td>1</td> <td>100%</td> </tr> <tr> <td>Uncertain</td> <td>0</td> <td>0%</td> </tr> <tr> <td>Disagree</td> <td>0</td> <td>0%</td> </tr> <tr> <td>Strongly Disagree</td> <td>0</td> <td>0%</td> </tr> </tbody> </table>	Choice	Number	Percentage	Strongly Agree	0	0%	Agree	1	100%	Uncertain	0	0%	Disagree	0	0%	Strongly Disagree	0	0%	<p>A pie chart with a single red slice representing 100%. A legend to the right shows a red dot next to the word "Agree". The number "100%" is written inside the pie.</p>		
Choice	Number	Percentage																					
Strongly Agree	0	0%																					
Agree	1	100%																					
Uncertain	0	0%																					
Disagree	0	0%																					
Strongly Disagree	0	0%																					
2	The Instructor demonstrates knowledge of the subject	<table border="1"> <thead> <tr> <th>Choice</th> <th>Number</th> <th>Percentage</th> </tr> </thead> <tbody> <tr> <td>Strongly Agree</td> <td>0</td> <td>0%</td> </tr> <tr> <td>Agree</td> <td>1</td> <td>100%</td> </tr> <tr> <td>Uncertain</td> <td>0</td> <td>0%</td> </tr> <tr> <td>Disagree</td> <td>0</td> <td>0%</td> </tr> <tr> <td>Strongly Disagree</td> <td>0</td> <td>0%</td> </tr> </tbody> </table>	Choice	Number	Percentage	Strongly Agree	0	0%	Agree	1	100%	Uncertain	0	0%	Disagree	0	0%	Strongly Disagree	0	0%	<p>A pie chart with a single red slice representing 100%. A legend to the right shows a red dot next to the word "Agree". The number "100%" is written inside the pie.</p>		
Choice	Number	Percentage																					
Strongly Agree	0	0%																					
Agree	1	100%																					
Uncertain	0	0%																					
Disagree	0	0%																					
Strongly Disagree	0	0%																					
3	The Instructor has completed the whole course	<table border="1"> <thead> <tr> <th>Choice</th> <th>Number</th> <th>Percentage</th> </tr> </thead> <tbody> <tr> <td>Strongly Agree</td> <td>0</td> <td>0%</td> </tr> <tr> <td>Agree</td> <td>1</td> <td>100%</td> </tr> <tr> <td>Uncertain</td> <td>0</td> <td>0%</td> </tr> <tr> <td>Disagree</td> <td>0</td> <td>0%</td> </tr> <tr> <td>Strongly Disagree</td> <td>0</td> <td>0%</td> </tr> </tbody> </table>	Choice	Number	Percentage	Strongly Agree	0	0%	Agree	1	100%	Uncertain	0	0%	Disagree	0	0%	Strongly Disagree	0	0%	<p>A pie chart with a single red slice representing 100%. A legend to the right shows a red dot next to the word "Agree". The number "100%" is written inside the pie.</p>		
Choice	Number	Percentage																					
Strongly Agree	0	0%																					
Agree	1	100%																					
Uncertain	0	0%																					
Disagree	0	0%																					
Strongly Disagree	0	0%																					
4	The Instructor provides additional material apart from the textbook	<table border="1"> <thead> <tr> <th>Choice</th> <th>Number</th> <th>Percentage</th> </tr> </thead> <tbody> <tr> <td>Strongly Agree</td> <td>1</td> <td>100%</td> </tr> <tr> <td>Agree</td> <td>0</td> <td>0%</td> </tr> <tr> <td>Uncertain</td> <td>0</td> <td>0%</td> </tr> <tr> <td>Disagree</td> <td>0</td> <td>0%</td> </tr> <tr> <td>Strongly Disagree</td> <td>0</td> <td>0%</td> </tr> </tbody> </table>	Choice	Number	Percentage	Strongly Agree	1	100%	Agree	0	0%	Uncertain	0	0%	Disagree	0	0%	Strongly Disagree	0	0%	<p>A pie chart with a single blue slice representing 100%. A legend to the right shows a blue dot next to the text "Stron...". The number "100%" is written inside the pie.</p>		
Choice	Number	Percentage																					
Strongly Agree	1	100%																					
Agree	0	0%																					
Uncertain	0	0%																					
Disagree	0	0%																					
Strongly Disagree	0	0%																					

5	The Instructor gives citations regarding current situations with reference to Pakistani context	<table border="1"> <thead> <tr> <th>Choice</th> <th>Number</th> <th>Percentage</th> </tr> </thead> <tbody> <tr> <td>Strongly Agree</td> <td>0</td> <td>0%</td> </tr> <tr> <td>Agree</td> <td>1</td> <td>100%</td> </tr> <tr> <td>Uncertain</td> <td>0</td> <td>0%</td> </tr> <tr> <td>Disagree</td> <td>0</td> <td>0%</td> </tr> <tr> <td>Strongly Disagree</td> <td>0</td> <td>0%</td> </tr> </tbody> </table>	Choice	Number	Percentage	Strongly Agree	0	0%	Agree	1	100%	Uncertain	0	0%	Disagree	0	0%	Strongly Disagree	0	0%	 <p>● Agree</p>
Choice	Number	Percentage																			
Strongly Agree	0	0%																			
Agree	1	100%																			
Uncertain	0	0%																			
Disagree	0	0%																			
Strongly Disagree	0	0%																			
6	The Instructor communicates the subject matter effectively	<table border="1"> <thead> <tr> <th>Choice</th> <th>Number</th> <th>Percentage</th> </tr> </thead> <tbody> <tr> <td>Strongly Agree</td> <td>0</td> <td>0%</td> </tr> <tr> <td>Agree</td> <td>1</td> <td>100%</td> </tr> <tr> <td>Uncertain</td> <td>0</td> <td>0%</td> </tr> <tr> <td>Disagree</td> <td>0</td> <td>0%</td> </tr> <tr> <td>Strongly Disagree</td> <td>0</td> <td>0%</td> </tr> </tbody> </table>	Choice	Number	Percentage	Strongly Agree	0	0%	Agree	1	100%	Uncertain	0	0%	Disagree	0	0%	Strongly Disagree	0	0%	 <p>● Agree</p>
Choice	Number	Percentage																			
Strongly Agree	0	0%																			
Agree	1	100%																			
Uncertain	0	0%																			
Disagree	0	0%																			
Strongly Disagree	0	0%																			
7	The Instructor shows respect towards students and encourages class participation	<table border="1"> <thead> <tr> <th>Choice</th> <th>Number</th> <th>Percentage</th> </tr> </thead> <tbody> <tr> <td>Strongly Agree</td> <td>0</td> <td>0%</td> </tr> <tr> <td>Agree</td> <td>1</td> <td>100%</td> </tr> <tr> <td>Uncertain</td> <td>0</td> <td>0%</td> </tr> <tr> <td>Disagree</td> <td>0</td> <td>0%</td> </tr> <tr> <td>Strongly Disagree</td> <td>0</td> <td>0%</td> </tr> </tbody> </table>	Choice	Number	Percentage	Strongly Agree	0	0%	Agree	1	100%	Uncertain	0	0%	Disagree	0	0%	Strongly Disagree	0	0%	 <p>● Agree</p>
Choice	Number	Percentage																			
Strongly Agree	0	0%																			
Agree	1	100%																			
Uncertain	0	0%																			
Disagree	0	0%																			
Strongly Disagree	0	0%																			
8	The Instructor maintains an environment that is conducive to learning	<table border="1"> <thead> <tr> <th>Choice</th> <th>Number</th> <th>Percentage</th> </tr> </thead> <tbody> <tr> <td>Strongly Agree</td> <td>1</td> <td>100%</td> </tr> <tr> <td>Agree</td> <td>0</td> <td>0%</td> </tr> <tr> <td>Uncertain</td> <td>0</td> <td>0%</td> </tr> <tr> <td>Disagree</td> <td>0</td> <td>0%</td> </tr> <tr> <td>Strongly Disagree</td> <td>0</td> <td>0%</td> </tr> </tbody> </table>	Choice	Number	Percentage	Strongly Agree	1	100%	Agree	0	0%	Uncertain	0	0%	Disagree	0	0%	Strongly Disagree	0	0%	 <p>● Stron...</p>
Choice	Number	Percentage																			
Strongly Agree	1	100%																			
Agree	0	0%																			
Uncertain	0	0%																			
Disagree	0	0%																			
Strongly Disagree	0	0%																			
9	The Instructor arrives on time	<table border="1"> <thead> <tr> <th>Choice</th> <th>Number</th> <th>Percentage</th> </tr> </thead> <tbody> <tr> <td>Strongly Agree</td> <td>1</td> <td>100%</td> </tr> <tr> <td>Agree</td> <td>0</td> <td>0%</td> </tr> <tr> <td>Uncertain</td> <td>0</td> <td>0%</td> </tr> <tr> <td>Disagree</td> <td>0</td> <td>0%</td> </tr> <tr> <td>Strongly Disagree</td> <td>0</td> <td>0%</td> </tr> </tbody> </table>	Choice	Number	Percentage	Strongly Agree	1	100%	Agree	0	0%	Uncertain	0	0%	Disagree	0	0%	Strongly Disagree	0	0%	 <p>● Stron...</p>
Choice	Number	Percentage																			
Strongly Agree	1	100%																			
Agree	0	0%																			
Uncertain	0	0%																			
Disagree	0	0%																			
Strongly Disagree	0	0%																			

10	The Instructor leaves on time	<table border="1"> <thead> <tr> <th>Choice</th> <th>Number</th> <th>Percentage</th> </tr> </thead> <tbody> <tr> <td>Strongly Agree</td> <td>1</td> <td>100%</td> </tr> <tr> <td>Agree</td> <td>0</td> <td>0%</td> </tr> <tr> <td>Uncertain</td> <td>0</td> <td>0%</td> </tr> <tr> <td>Disagree</td> <td>0</td> <td>0%</td> </tr> <tr> <td>Strongly Disagree</td> <td>0</td> <td>0%</td> </tr> </tbody> </table>	Choice	Number	Percentage	Strongly Agree	1	100%	Agree	0	0%	Uncertain	0	0%	Disagree	0	0%	Strongly Disagree	0	0%	 <p>100%</p> <p>● Stron...</p>
Choice	Number	Percentage																			
Strongly Agree	1	100%																			
Agree	0	0%																			
Uncertain	0	0%																			
Disagree	0	0%																			
Strongly Disagree	0	0%																			
11	The Instructor is fair in examination	<table border="1"> <thead> <tr> <th>Choice</th> <th>Number</th> <th>Percentage</th> </tr> </thead> <tbody> <tr> <td>Strongly Agree</td> <td>1</td> <td>100%</td> </tr> <tr> <td>Agree</td> <td>0</td> <td>0%</td> </tr> <tr> <td>Uncertain</td> <td>0</td> <td>0%</td> </tr> <tr> <td>Disagree</td> <td>0</td> <td>0%</td> </tr> <tr> <td>Strongly Disagree</td> <td>0</td> <td>0%</td> </tr> </tbody> </table>	Choice	Number	Percentage	Strongly Agree	1	100%	Agree	0	0%	Uncertain	0	0%	Disagree	0	0%	Strongly Disagree	0	0%	 <p>100%</p> <p>● Stron...</p>
Choice	Number	Percentage																			
Strongly Agree	1	100%																			
Agree	0	0%																			
Uncertain	0	0%																			
Disagree	0	0%																			
Strongly Disagree	0	0%																			
12	The Instructor returns the graded scripts etc. in a reasonable amount of time	<table border="1"> <thead> <tr> <th>Choice</th> <th>Number</th> <th>Percentage</th> </tr> </thead> <tbody> <tr> <td>Strongly Agree</td> <td>0</td> <td>0%</td> </tr> <tr> <td>Agree</td> <td>1</td> <td>100%</td> </tr> <tr> <td>Uncertain</td> <td>0</td> <td>0%</td> </tr> <tr> <td>Disagree</td> <td>0</td> <td>0%</td> </tr> <tr> <td>Strongly Disagree</td> <td>0</td> <td>0%</td> </tr> </tbody> </table>	Choice	Number	Percentage	Strongly Agree	0	0%	Agree	1	100%	Uncertain	0	0%	Disagree	0	0%	Strongly Disagree	0	0%	 <p>100%</p> <p>● Agree</p>
Choice	Number	Percentage																			
Strongly Agree	0	0%																			
Agree	1	100%																			
Uncertain	0	0%																			
Disagree	0	0%																			
Strongly Disagree	0	0%																			
13	The Instructor was available during the specified office hours and for after class consultations	<table border="1"> <thead> <tr> <th>Choice</th> <th>Number</th> <th>Percentage</th> </tr> </thead> <tbody> <tr> <td>Strongly Agree</td> <td>1</td> <td>100%</td> </tr> <tr> <td>Agree</td> <td>0</td> <td>0%</td> </tr> <tr> <td>Uncertain</td> <td>0</td> <td>0%</td> </tr> <tr> <td>Disagree</td> <td>0</td> <td>0%</td> </tr> <tr> <td>Strongly Disagree</td> <td>0</td> <td>0%</td> </tr> </tbody> </table>	Choice	Number	Percentage	Strongly Agree	1	100%	Agree	0	0%	Uncertain	0	0%	Disagree	0	0%	Strongly Disagree	0	0%	 <p>100%</p> <p>● Stron...</p>
Choice	Number	Percentage																			
Strongly Agree	1	100%																			
Agree	0	0%																			
Uncertain	0	0%																			
Disagree	0	0%																			
Strongly Disagree	0	0%																			
14	The Subject matter presented in the course has increased your knowledge of the subject	<table border="1"> <thead> <tr> <th>Choice</th> <th>Number</th> <th>Percentage</th> </tr> </thead> <tbody> <tr> <td>Strongly Agree</td> <td>1</td> <td>100%</td> </tr> <tr> <td>Agree</td> <td>0</td> <td>0%</td> </tr> <tr> <td>Uncertain</td> <td>0</td> <td>0%</td> </tr> <tr> <td>Disagree</td> <td>0</td> <td>0%</td> </tr> <tr> <td>Strongly Disagree</td> <td>0</td> <td>0%</td> </tr> </tbody> </table>	Choice	Number	Percentage	Strongly Agree	1	100%	Agree	0	0%	Uncertain	0	0%	Disagree	0	0%	Strongly Disagree	0	0%	 <p>100%</p> <p>● Stron...</p>
Choice	Number	Percentage																			
Strongly Agree	1	100%																			
Agree	0	0%																			
Uncertain	0	0%																			
Disagree	0	0%																			
Strongly Disagree	0	0%																			

15	The syllabus clearly states course objectives requirements, procedures and grading criteria	<table border="1"> <thead> <tr> <th>Choice</th> <th>Number</th> <th>Percentage</th> </tr> </thead> <tbody> <tr> <td>Strongly Agree</td> <td>1</td> <td>100%</td> </tr> <tr> <td>Agree</td> <td>0</td> <td>0%</td> </tr> <tr> <td>Uncertain</td> <td>0</td> <td>0%</td> </tr> <tr> <td>Disagree</td> <td>0</td> <td>0%</td> </tr> <tr> <td>Strongly Disagree</td> <td>0</td> <td>0%</td> </tr> </tbody> </table>	Choice	Number	Percentage	Strongly Agree	1	100%	Agree	0	0%	Uncertain	0	0%	Disagree	0	0%	Strongly Disagree	0	0%	 <p>100%</p> <p>● Stron...</p>
Choice	Number	Percentage																			
Strongly Agree	1	100%																			
Agree	0	0%																			
Uncertain	0	0%																			
Disagree	0	0%																			
Strongly Disagree	0	0%																			
16	The course integrates theoretical course concepts with real-world applications	<table border="1"> <thead> <tr> <th>Choice</th> <th>Number</th> <th>Percentage</th> </tr> </thead> <tbody> <tr> <td>Strongly Agree</td> <td>1</td> <td>100%</td> </tr> <tr> <td>Agree</td> <td>0</td> <td>0%</td> </tr> <tr> <td>Uncertain</td> <td>0</td> <td>0%</td> </tr> <tr> <td>Disagree</td> <td>0</td> <td>0%</td> </tr> <tr> <td>Strongly Disagree</td> <td>0</td> <td>0%</td> </tr> </tbody> </table>	Choice	Number	Percentage	Strongly Agree	1	100%	Agree	0	0%	Uncertain	0	0%	Disagree	0	0%	Strongly Disagree	0	0%	 <p>100%</p> <p>● Stron...</p>
Choice	Number	Percentage																			
Strongly Agree	1	100%																			
Agree	0	0%																			
Uncertain	0	0%																			
Disagree	0	0%																			
Strongly Disagree	0	0%																			
17	The assignments and exams covered the materials presented in the course	<table border="1"> <thead> <tr> <th>Choice</th> <th>Number</th> <th>Percentage</th> </tr> </thead> <tbody> <tr> <td>Strongly Agree</td> <td>1</td> <td>100%</td> </tr> <tr> <td>Agree</td> <td>0</td> <td>0%</td> </tr> <tr> <td>Uncertain</td> <td>0</td> <td>0%</td> </tr> <tr> <td>Disagree</td> <td>0</td> <td>0%</td> </tr> <tr> <td>Strongly Disagree</td> <td>0</td> <td>0%</td> </tr> </tbody> </table>	Choice	Number	Percentage	Strongly Agree	1	100%	Agree	0	0%	Uncertain	0	0%	Disagree	0	0%	Strongly Disagree	0	0%	 <p>100%</p> <p>● Stron...</p>
Choice	Number	Percentage																			
Strongly Agree	1	100%																			
Agree	0	0%																			
Uncertain	0	0%																			
Disagree	0	0%																			
Strongly Disagree	0	0%																			
18	The course material is modern and updated	<table border="1"> <thead> <tr> <th>Choice</th> <th>Number</th> <th>Percentage</th> </tr> </thead> <tbody> <tr> <td>Strongly Agree</td> <td>1</td> <td>100%</td> </tr> <tr> <td>Agree</td> <td>0</td> <td>0%</td> </tr> <tr> <td>Uncertain</td> <td>0</td> <td>0%</td> </tr> <tr> <td>Disagree</td> <td>0</td> <td>0%</td> </tr> <tr> <td>Strongly Disagree</td> <td>0</td> <td>0%</td> </tr> </tbody> </table>	Choice	Number	Percentage	Strongly Agree	1	100%	Agree	0	0%	Uncertain	0	0%	Disagree	0	0%	Strongly Disagree	0	0%	 <p>100%</p> <p>● Stron...</p>
Choice	Number	Percentage																			
Strongly Agree	1	100%																			
Agree	0	0%																			
Uncertain	0	0%																			
Disagree	0	0%																			
Strongly Disagree	0	0%																			

Teachers Comment

Simply to say too much hard worker and honest to his profession. All the time shows his availability for researcher till late night. Go through with basics and accumulate with advanced features.

Simply to say too much hard worker and honest to his profession. All the time shows his availability for researcher till late night. Go through with basics and accumulate with advanced features.

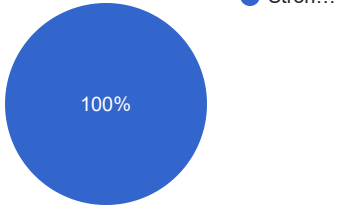
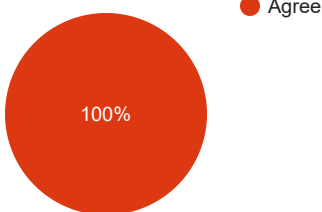
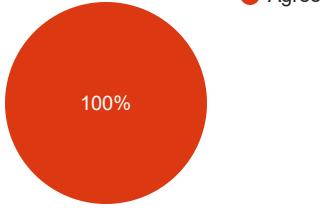
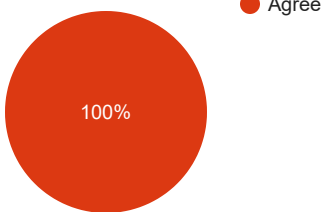

Course Comment





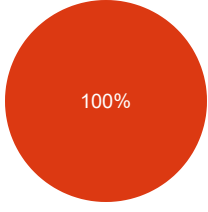
Fluid is well known all over the world. I think that their is a lot of researcher publish his work in this field rather than others. My view is that at least three to four courses of fluid is to be offered at this level.

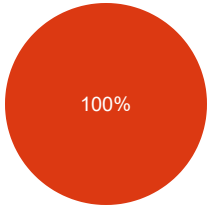



Fluid is well known all over the world. I think that their is a lot of researcher publish his work in this field rather than others. My view is that at least three to four courses of fluid is to be offered at this level.

Teacher Evaluation - Program: 0404

Teacher Name: MUHAMMAD ALTAF KHAN		Course ID: MTS-703 Course Title: Mathematical Biology		Session: 2018 Fall																			
Shift: After noon -- Section:		Total Strength: 1		Attempted: 1																			
S.No	Question	Opinions			Chart																		
1	The Instructor is prepared for each class	<table border="1"> <thead> <tr> <th>Choice</th> <th>Number</th> <th>Percentage</th> </tr> </thead> <tbody> <tr> <td>Strongly Agree</td> <td>1</td> <td>100%</td> </tr> <tr> <td>Agree</td> <td>0</td> <td>0%</td> </tr> <tr> <td>Uncertain</td> <td>0</td> <td>0%</td> </tr> <tr> <td>Disagree</td> <td>0</td> <td>0%</td> </tr> <tr> <td>Strongly Disagree</td> <td>0</td> <td>0%</td> </tr> </tbody> </table>	Choice	Number	Percentage	Strongly Agree	1	100%	Agree	0	0%	Uncertain	0	0%	Disagree	0	0%	Strongly Disagree	0	0%	<p>A pie chart with a single blue slice representing 100%. A legend to the right shows a blue dot next to the text 'Stron...'.</p>		
Choice	Number	Percentage																					
Strongly Agree	1	100%																					
Agree	0	0%																					
Uncertain	0	0%																					
Disagree	0	0%																					
Strongly Disagree	0	0%																					
2	The Instructor demonstrates knowledge of the subject	<table border="1"> <thead> <tr> <th>Choice</th> <th>Number</th> <th>Percentage</th> </tr> </thead> <tbody> <tr> <td>Strongly Agree</td> <td>1</td> <td>100%</td> </tr> <tr> <td>Agree</td> <td>0</td> <td>0%</td> </tr> <tr> <td>Uncertain</td> <td>0</td> <td>0%</td> </tr> <tr> <td>Disagree</td> <td>0</td> <td>0%</td> </tr> <tr> <td>Strongly Disagree</td> <td>0</td> <td>0%</td> </tr> </tbody> </table>	Choice	Number	Percentage	Strongly Agree	1	100%	Agree	0	0%	Uncertain	0	0%	Disagree	0	0%	Strongly Disagree	0	0%	<p>A pie chart with a single blue slice representing 100%. A legend to the right shows a blue dot next to the text 'Stron...'.</p>		
Choice	Number	Percentage																					
Strongly Agree	1	100%																					
Agree	0	0%																					
Uncertain	0	0%																					
Disagree	0	0%																					
Strongly Disagree	0	0%																					
3	The Instructor has completed the whole course	<table border="1"> <thead> <tr> <th>Choice</th> <th>Number</th> <th>Percentage</th> </tr> </thead> <tbody> <tr> <td>Strongly Agree</td> <td>0</td> <td>0%</td> </tr> <tr> <td>Agree</td> <td>1</td> <td>100%</td> </tr> <tr> <td>Uncertain</td> <td>0</td> <td>0%</td> </tr> <tr> <td>Disagree</td> <td>0</td> <td>0%</td> </tr> <tr> <td>Strongly Disagree</td> <td>0</td> <td>0%</td> </tr> </tbody> </table>	Choice	Number	Percentage	Strongly Agree	0	0%	Agree	1	100%	Uncertain	0	0%	Disagree	0	0%	Strongly Disagree	0	0%	<p>A pie chart with a single red slice representing 100%. A legend to the right shows a red dot next to the text 'Agree'.</p>		
Choice	Number	Percentage																					
Strongly Agree	0	0%																					
Agree	1	100%																					
Uncertain	0	0%																					
Disagree	0	0%																					
Strongly Disagree	0	0%																					
4	The Instructor provides additional material apart from the textbook	<table border="1"> <thead> <tr> <th>Choice</th> <th>Number</th> <th>Percentage</th> </tr> </thead> <tbody> <tr> <td>Strongly Agree</td> <td>0</td> <td>0%</td> </tr> <tr> <td>Agree</td> <td>1</td> <td>100%</td> </tr> <tr> <td>Uncertain</td> <td>0</td> <td>0%</td> </tr> <tr> <td>Disagree</td> <td>0</td> <td>0%</td> </tr> <tr> <td>Strongly Disagree</td> <td>0</td> <td>0%</td> </tr> </tbody> </table>	Choice	Number	Percentage	Strongly Agree	0	0%	Agree	1	100%	Uncertain	0	0%	Disagree	0	0%	Strongly Disagree	0	0%	<p>A pie chart with a single red slice representing 100%. A legend to the right shows a red dot next to the text 'Agree'.</p>		
Choice	Number	Percentage																					
Strongly Agree	0	0%																					
Agree	1	100%																					
Uncertain	0	0%																					
Disagree	0	0%																					
Strongly Disagree	0	0%																					

5	The Instructor gives citations regarding current situations with reference to Pakistani context	<table border="1"> <thead> <tr> <th>Choice</th> <th>Number</th> <th>Percentage</th> </tr> </thead> <tbody> <tr> <td>Strongly Agree</td> <td>1</td> <td>100%</td> </tr> <tr> <td>Agree</td> <td>0</td> <td>0%</td> </tr> <tr> <td>Uncertain</td> <td>0</td> <td>0%</td> </tr> <tr> <td>Disagree</td> <td>0</td> <td>0%</td> </tr> <tr> <td>Strongly Disagree</td> <td>0</td> <td>0%</td> </tr> </tbody> </table>	Choice	Number	Percentage	Strongly Agree	1	100%	Agree	0	0%	Uncertain	0	0%	Disagree	0	0%	Strongly Disagree	0	0%	
Choice	Number	Percentage																			
Strongly Agree	1	100%																			
Agree	0	0%																			
Uncertain	0	0%																			
Disagree	0	0%																			
Strongly Disagree	0	0%																			
6	The Instructor communicates the subject matter effectively	<table border="1"> <thead> <tr> <th>Choice</th> <th>Number</th> <th>Percentage</th> </tr> </thead> <tbody> <tr> <td>Strongly Agree</td> <td>0</td> <td>0%</td> </tr> <tr> <td>Agree</td> <td>1</td> <td>100%</td> </tr> <tr> <td>Uncertain</td> <td>0</td> <td>0%</td> </tr> <tr> <td>Disagree</td> <td>0</td> <td>0%</td> </tr> <tr> <td>Strongly Disagree</td> <td>0</td> <td>0%</td> </tr> </tbody> </table>	Choice	Number	Percentage	Strongly Agree	0	0%	Agree	1	100%	Uncertain	0	0%	Disagree	0	0%	Strongly Disagree	0	0%	
Choice	Number	Percentage																			
Strongly Agree	0	0%																			
Agree	1	100%																			
Uncertain	0	0%																			
Disagree	0	0%																			
Strongly Disagree	0	0%																			
7	The Instructor shows respect towards students and encourages class participation	<table border="1"> <thead> <tr> <th>Choice</th> <th>Number</th> <th>Percentage</th> </tr> </thead> <tbody> <tr> <td>Strongly Agree</td> <td>0</td> <td>0%</td> </tr> <tr> <td>Agree</td> <td>1</td> <td>100%</td> </tr> <tr> <td>Uncertain</td> <td>0</td> <td>0%</td> </tr> <tr> <td>Disagree</td> <td>0</td> <td>0%</td> </tr> <tr> <td>Strongly Disagree</td> <td>0</td> <td>0%</td> </tr> </tbody> </table>	Choice	Number	Percentage	Strongly Agree	0	0%	Agree	1	100%	Uncertain	0	0%	Disagree	0	0%	Strongly Disagree	0	0%	
Choice	Number	Percentage																			
Strongly Agree	0	0%																			
Agree	1	100%																			
Uncertain	0	0%																			
Disagree	0	0%																			
Strongly Disagree	0	0%																			
8	The Instructor maintains an environment that is conducive to learning	<table border="1"> <thead> <tr> <th>Choice</th> <th>Number</th> <th>Percentage</th> </tr> </thead> <tbody> <tr> <td>Strongly Agree</td> <td>0</td> <td>0%</td> </tr> <tr> <td>Agree</td> <td>1</td> <td>100%</td> </tr> <tr> <td>Uncertain</td> <td>0</td> <td>0%</td> </tr> <tr> <td>Disagree</td> <td>0</td> <td>0%</td> </tr> <tr> <td>Strongly Disagree</td> <td>0</td> <td>0%</td> </tr> </tbody> </table>	Choice	Number	Percentage	Strongly Agree	0	0%	Agree	1	100%	Uncertain	0	0%	Disagree	0	0%	Strongly Disagree	0	0%	
Choice	Number	Percentage																			
Strongly Agree	0	0%																			
Agree	1	100%																			
Uncertain	0	0%																			
Disagree	0	0%																			
Strongly Disagree	0	0%																			
9	The Instructor arrives on time	<table border="1"> <thead> <tr> <th>Choice</th> <th>Number</th> <th>Percentage</th> </tr> </thead> <tbody> <tr> <td>Strongly Agree</td> <td>1</td> <td>100%</td> </tr> <tr> <td>Agree</td> <td>0</td> <td>0%</td> </tr> <tr> <td>Uncertain</td> <td>0</td> <td>0%</td> </tr> <tr> <td>Disagree</td> <td>0</td> <td>0%</td> </tr> <tr> <td>Strongly Disagree</td> <td>0</td> <td>0%</td> </tr> </tbody> </table>	Choice	Number	Percentage	Strongly Agree	1	100%	Agree	0	0%	Uncertain	0	0%	Disagree	0	0%	Strongly Disagree	0	0%	
Choice	Number	Percentage																			
Strongly Agree	1	100%																			
Agree	0	0%																			
Uncertain	0	0%																			
Disagree	0	0%																			
Strongly Disagree	0	0%																			

10	The Instructor leaves on time	<table border="1"> <thead> <tr> <th>Choice</th> <th>Number</th> <th>Percentage</th> </tr> </thead> <tbody> <tr> <td>Strongly Agree</td> <td>1</td> <td>100%</td> </tr> <tr> <td>Agree</td> <td>0</td> <td>0%</td> </tr> <tr> <td>Uncertain</td> <td>0</td> <td>0%</td> </tr> <tr> <td>Disagree</td> <td>0</td> <td>0%</td> </tr> <tr> <td>Strongly Disagree</td> <td>0</td> <td>0%</td> </tr> </tbody> </table>	Choice	Number	Percentage	Strongly Agree	1	100%	Agree	0	0%	Uncertain	0	0%	Disagree	0	0%	Strongly Disagree	0	0%	 <p>100%</p> <p>● Stron...</p>
Choice	Number	Percentage																			
Strongly Agree	1	100%																			
Agree	0	0%																			
Uncertain	0	0%																			
Disagree	0	0%																			
Strongly Disagree	0	0%																			
11	The Instructor is fair in examination	<table border="1"> <thead> <tr> <th>Choice</th> <th>Number</th> <th>Percentage</th> </tr> </thead> <tbody> <tr> <td>Strongly Agree</td> <td>1</td> <td>100%</td> </tr> <tr> <td>Agree</td> <td>0</td> <td>0%</td> </tr> <tr> <td>Uncertain</td> <td>0</td> <td>0%</td> </tr> <tr> <td>Disagree</td> <td>0</td> <td>0%</td> </tr> <tr> <td>Strongly Disagree</td> <td>0</td> <td>0%</td> </tr> </tbody> </table>	Choice	Number	Percentage	Strongly Agree	1	100%	Agree	0	0%	Uncertain	0	0%	Disagree	0	0%	Strongly Disagree	0	0%	 <p>100%</p> <p>● Stron...</p>
Choice	Number	Percentage																			
Strongly Agree	1	100%																			
Agree	0	0%																			
Uncertain	0	0%																			
Disagree	0	0%																			
Strongly Disagree	0	0%																			
12	The Instructor returns the graded scripts etc. in a reasonable amount of time	<table border="1"> <thead> <tr> <th>Choice</th> <th>Number</th> <th>Percentage</th> </tr> </thead> <tbody> <tr> <td>Strongly Agree</td> <td>1</td> <td>100%</td> </tr> <tr> <td>Agree</td> <td>0</td> <td>0%</td> </tr> <tr> <td>Uncertain</td> <td>0</td> <td>0%</td> </tr> <tr> <td>Disagree</td> <td>0</td> <td>0%</td> </tr> <tr> <td>Strongly Disagree</td> <td>0</td> <td>0%</td> </tr> </tbody> </table>	Choice	Number	Percentage	Strongly Agree	1	100%	Agree	0	0%	Uncertain	0	0%	Disagree	0	0%	Strongly Disagree	0	0%	 <p>100%</p> <p>● Stron...</p>
Choice	Number	Percentage																			
Strongly Agree	1	100%																			
Agree	0	0%																			
Uncertain	0	0%																			
Disagree	0	0%																			
Strongly Disagree	0	0%																			
13	The Instructor was available during the specified office hours and for after class consultations	<table border="1"> <thead> <tr> <th>Choice</th> <th>Number</th> <th>Percentage</th> </tr> </thead> <tbody> <tr> <td>Strongly Agree</td> <td>1</td> <td>100%</td> </tr> <tr> <td>Agree</td> <td>0</td> <td>0%</td> </tr> <tr> <td>Uncertain</td> <td>0</td> <td>0%</td> </tr> <tr> <td>Disagree</td> <td>0</td> <td>0%</td> </tr> <tr> <td>Strongly Disagree</td> <td>0</td> <td>0%</td> </tr> </tbody> </table>	Choice	Number	Percentage	Strongly Agree	1	100%	Agree	0	0%	Uncertain	0	0%	Disagree	0	0%	Strongly Disagree	0	0%	 <p>100%</p> <p>● Stron...</p>
Choice	Number	Percentage																			
Strongly Agree	1	100%																			
Agree	0	0%																			
Uncertain	0	0%																			
Disagree	0	0%																			
Strongly Disagree	0	0%																			
14	The Subject matter presented in the course has increased your knowledge of the subject	<table border="1"> <thead> <tr> <th>Choice</th> <th>Number</th> <th>Percentage</th> </tr> </thead> <tbody> <tr> <td>Strongly Agree</td> <td>0</td> <td>0%</td> </tr> <tr> <td>Agree</td> <td>1</td> <td>100%</td> </tr> <tr> <td>Uncertain</td> <td>0</td> <td>0%</td> </tr> <tr> <td>Disagree</td> <td>0</td> <td>0%</td> </tr> <tr> <td>Strongly Disagree</td> <td>0</td> <td>0%</td> </tr> </tbody> </table>	Choice	Number	Percentage	Strongly Agree	0	0%	Agree	1	100%	Uncertain	0	0%	Disagree	0	0%	Strongly Disagree	0	0%	 <p>100%</p> <p>● Agree</p>
Choice	Number	Percentage																			
Strongly Agree	0	0%																			
Agree	1	100%																			
Uncertain	0	0%																			
Disagree	0	0%																			
Strongly Disagree	0	0%																			

15	The syllabus clearly states course objectives requirements, procedures and grading criteria	<table border="1"> <thead> <tr> <th>Choice</th> <th>Number</th> <th>Percentage</th> </tr> </thead> <tbody> <tr> <td>Strongly Agree</td> <td>0</td> <td>0%</td> </tr> <tr> <td>Agree</td> <td>1</td> <td>100%</td> </tr> <tr> <td>Uncertain</td> <td>0</td> <td>0%</td> </tr> <tr> <td>Disagree</td> <td>0</td> <td>0%</td> </tr> <tr> <td>Strongly Disagree</td> <td>0</td> <td>0%</td> </tr> </tbody> </table>	Choice	Number	Percentage	Strongly Agree	0	0%	Agree	1	100%	Uncertain	0	0%	Disagree	0	0%	Strongly Disagree	0	0%	 <p>● Agree</p>
Choice	Number	Percentage																			
Strongly Agree	0	0%																			
Agree	1	100%																			
Uncertain	0	0%																			
Disagree	0	0%																			
Strongly Disagree	0	0%																			
16	The course integrates theoretical course concepts with real-world applications	<table border="1"> <thead> <tr> <th>Choice</th> <th>Number</th> <th>Percentage</th> </tr> </thead> <tbody> <tr> <td>Strongly Agree</td> <td>1</td> <td>100%</td> </tr> <tr> <td>Agree</td> <td>0</td> <td>0%</td> </tr> <tr> <td>Uncertain</td> <td>0</td> <td>0%</td> </tr> <tr> <td>Disagree</td> <td>0</td> <td>0%</td> </tr> <tr> <td>Strongly Disagree</td> <td>0</td> <td>0%</td> </tr> </tbody> </table>	Choice	Number	Percentage	Strongly Agree	1	100%	Agree	0	0%	Uncertain	0	0%	Disagree	0	0%	Strongly Disagree	0	0%	 <p>● Stron...</p>
Choice	Number	Percentage																			
Strongly Agree	1	100%																			
Agree	0	0%																			
Uncertain	0	0%																			
Disagree	0	0%																			
Strongly Disagree	0	0%																			
17	The assignments and exams covered the materials presented in the course	<table border="1"> <thead> <tr> <th>Choice</th> <th>Number</th> <th>Percentage</th> </tr> </thead> <tbody> <tr> <td>Strongly Agree</td> <td>1</td> <td>100%</td> </tr> <tr> <td>Agree</td> <td>0</td> <td>0%</td> </tr> <tr> <td>Uncertain</td> <td>0</td> <td>0%</td> </tr> <tr> <td>Disagree</td> <td>0</td> <td>0%</td> </tr> <tr> <td>Strongly Disagree</td> <td>0</td> <td>0%</td> </tr> </tbody> </table>	Choice	Number	Percentage	Strongly Agree	1	100%	Agree	0	0%	Uncertain	0	0%	Disagree	0	0%	Strongly Disagree	0	0%	 <p>● Stron...</p>
Choice	Number	Percentage																			
Strongly Agree	1	100%																			
Agree	0	0%																			
Uncertain	0	0%																			
Disagree	0	0%																			
Strongly Disagree	0	0%																			
18	The course material is modern and updated	<table border="1"> <thead> <tr> <th>Choice</th> <th>Number</th> <th>Percentage</th> </tr> </thead> <tbody> <tr> <td>Strongly Agree</td> <td>1</td> <td>100%</td> </tr> <tr> <td>Agree</td> <td>0</td> <td>0%</td> </tr> <tr> <td>Uncertain</td> <td>0</td> <td>0%</td> </tr> <tr> <td>Disagree</td> <td>0</td> <td>0%</td> </tr> <tr> <td>Strongly Disagree</td> <td>0</td> <td>0%</td> </tr> </tbody> </table>	Choice	Number	Percentage	Strongly Agree	1	100%	Agree	0	0%	Uncertain	0	0%	Disagree	0	0%	Strongly Disagree	0	0%	 <p>● Stron...</p>
Choice	Number	Percentage																			
Strongly Agree	1	100%																			
Agree	0	0%																			
Uncertain	0	0%																			
Disagree	0	0%																			
Strongly Disagree	0	0%																			

Teachers Comment

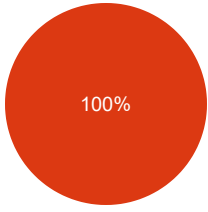
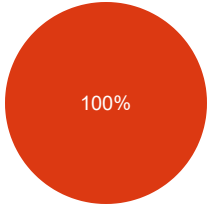
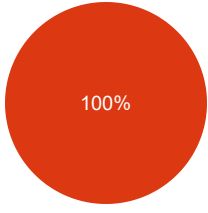
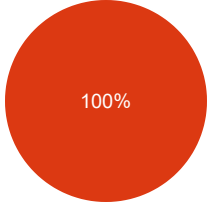
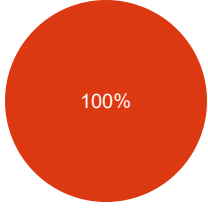
He is regular and a cooperative personality also strong hold in hs subject as well. Being a student I will thanks to management who provide us such a great and differentiable researcher.

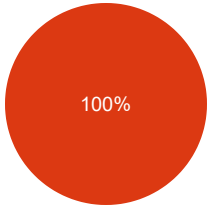
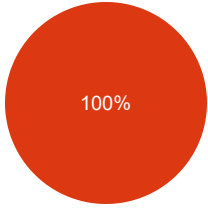
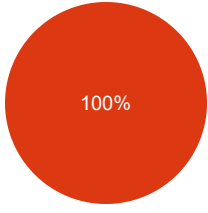
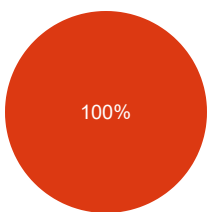
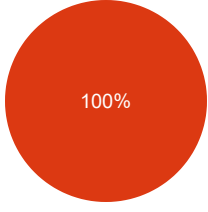
Course Comment

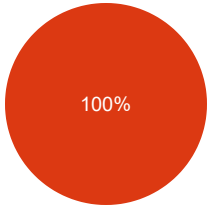
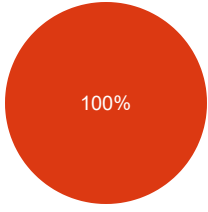
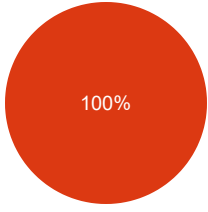
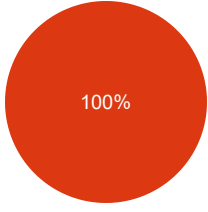
Mathematical biology is a new course in Pakistan. Most of the universities in Pakistan doesn't offer this course yet and the main thing in this course is a real based course and have too much applications, also interrelated to other subject of mathematics as well.

Teacher Evaluation - Program: 0404

Teacher Name: TAZA GUL		Course ID: MTS-704 Course Title: Perturbation Methods in Fluid Dynamics			Session: 2018 Fall																		
Shift: After noon -- Section:		Total Strength: 1			Attempted: 1																		
S.No	Question	Opinions			Chart																		
1	The Instructor is prepared for each class	<table border="1"> <thead> <tr> <th>Choice</th> <th>Number</th> <th>Percentage</th> </tr> </thead> <tbody> <tr> <td>Strongly Agree</td> <td>0</td> <td>0%</td> </tr> <tr> <td>Agree</td> <td>1</td> <td>100%</td> </tr> <tr> <td>Uncertain</td> <td>0</td> <td>0%</td> </tr> <tr> <td>Disagree</td> <td>0</td> <td>0%</td> </tr> <tr> <td>Strongly Disagree</td> <td>0</td> <td>0%</td> </tr> </tbody> </table>	Choice	Number	Percentage	Strongly Agree	0	0%	Agree	1	100%	Uncertain	0	0%	Disagree	0	0%	Strongly Disagree	0	0%	<p>A pie chart with a single red slice representing 100% of the responses. The slice is labeled '100%'. A legend to the right shows a red circle next to the text 'Agree'.</p>		
Choice	Number	Percentage																					
Strongly Agree	0	0%																					
Agree	1	100%																					
Uncertain	0	0%																					
Disagree	0	0%																					
Strongly Disagree	0	0%																					
2	The Instructor demonstrates knowledge of the subject	<table border="1"> <thead> <tr> <th>Choice</th> <th>Number</th> <th>Percentage</th> </tr> </thead> <tbody> <tr> <td>Strongly Agree</td> <td>0</td> <td>0%</td> </tr> <tr> <td>Agree</td> <td>1</td> <td>100%</td> </tr> <tr> <td>Uncertain</td> <td>0</td> <td>0%</td> </tr> <tr> <td>Disagree</td> <td>0</td> <td>0%</td> </tr> <tr> <td>Strongly Disagree</td> <td>0</td> <td>0%</td> </tr> </tbody> </table>	Choice	Number	Percentage	Strongly Agree	0	0%	Agree	1	100%	Uncertain	0	0%	Disagree	0	0%	Strongly Disagree	0	0%	<p>A pie chart with a single red slice representing 100% of the responses. The slice is labeled '100%'. A legend to the right shows a red circle next to the text 'Agree'.</p>		
Choice	Number	Percentage																					
Strongly Agree	0	0%																					
Agree	1	100%																					
Uncertain	0	0%																					
Disagree	0	0%																					
Strongly Disagree	0	0%																					
3	The Instructor has completed the whole course	<table border="1"> <thead> <tr> <th>Choice</th> <th>Number</th> <th>Percentage</th> </tr> </thead> <tbody> <tr> <td>Strongly Agree</td> <td>1</td> <td>100%</td> </tr> <tr> <td>Agree</td> <td>0</td> <td>0%</td> </tr> <tr> <td>Uncertain</td> <td>0</td> <td>0%</td> </tr> <tr> <td>Disagree</td> <td>0</td> <td>0%</td> </tr> <tr> <td>Strongly Disagree</td> <td>0</td> <td>0%</td> </tr> </tbody> </table>	Choice	Number	Percentage	Strongly Agree	1	100%	Agree	0	0%	Uncertain	0	0%	Disagree	0	0%	Strongly Disagree	0	0%	<p>A pie chart with a single blue slice representing 100% of the responses. The slice is labeled '100%'. A legend to the right shows a blue circle next to the text 'Stron...'.</p>		
Choice	Number	Percentage																					
Strongly Agree	1	100%																					
Agree	0	0%																					
Uncertain	0	0%																					
Disagree	0	0%																					
Strongly Disagree	0	0%																					
4	The Instructor provides additional material apart from the textbook	<table border="1"> <thead> <tr> <th>Choice</th> <th>Number</th> <th>Percentage</th> </tr> </thead> <tbody> <tr> <td>Strongly Agree</td> <td>0</td> <td>0%</td> </tr> <tr> <td>Agree</td> <td>1</td> <td>100%</td> </tr> <tr> <td>Uncertain</td> <td>0</td> <td>0%</td> </tr> <tr> <td>Disagree</td> <td>0</td> <td>0%</td> </tr> <tr> <td>Strongly Disagree</td> <td>0</td> <td>0%</td> </tr> </tbody> </table>	Choice	Number	Percentage	Strongly Agree	0	0%	Agree	1	100%	Uncertain	0	0%	Disagree	0	0%	Strongly Disagree	0	0%	<p>A pie chart with a single red slice representing 100% of the responses. The slice is labeled '100%'. A legend to the right shows a red circle next to the text 'Agree'.</p>		
Choice	Number	Percentage																					
Strongly Agree	0	0%																					
Agree	1	100%																					
Uncertain	0	0%																					
Disagree	0	0%																					
Strongly Disagree	0	0%																					

5	The Instructor gives citations regarding current situations with reference to Pakistani context	<table border="1"> <thead> <tr> <th>Choice</th> <th>Number</th> <th>Percentage</th> </tr> </thead> <tbody> <tr> <td>Strongly Agree</td> <td>0</td> <td>0%</td> </tr> <tr> <td>Agree</td> <td>1</td> <td>100%</td> </tr> <tr> <td>Uncertain</td> <td>0</td> <td>0%</td> </tr> <tr> <td>Disagree</td> <td>0</td> <td>0%</td> </tr> <tr> <td>Strongly Disagree</td> <td>0</td> <td>0%</td> </tr> </tbody> </table>	Choice	Number	Percentage	Strongly Agree	0	0%	Agree	1	100%	Uncertain	0	0%	Disagree	0	0%	Strongly Disagree	0	0%	 <p>100%</p> <p>● Agree</p>
Choice	Number	Percentage																			
Strongly Agree	0	0%																			
Agree	1	100%																			
Uncertain	0	0%																			
Disagree	0	0%																			
Strongly Disagree	0	0%																			
6	The Instructor communicates the subject matter effectively	<table border="1"> <thead> <tr> <th>Choice</th> <th>Number</th> <th>Percentage</th> </tr> </thead> <tbody> <tr> <td>Strongly Agree</td> <td>0</td> <td>0%</td> </tr> <tr> <td>Agree</td> <td>1</td> <td>100%</td> </tr> <tr> <td>Uncertain</td> <td>0</td> <td>0%</td> </tr> <tr> <td>Disagree</td> <td>0</td> <td>0%</td> </tr> <tr> <td>Strongly Disagree</td> <td>0</td> <td>0%</td> </tr> </tbody> </table>	Choice	Number	Percentage	Strongly Agree	0	0%	Agree	1	100%	Uncertain	0	0%	Disagree	0	0%	Strongly Disagree	0	0%	 <p>100%</p> <p>● Agree</p>
Choice	Number	Percentage																			
Strongly Agree	0	0%																			
Agree	1	100%																			
Uncertain	0	0%																			
Disagree	0	0%																			
Strongly Disagree	0	0%																			
7	The Instructor shows respect towards students and encourages class participation	<table border="1"> <thead> <tr> <th>Choice</th> <th>Number</th> <th>Percentage</th> </tr> </thead> <tbody> <tr> <td>Strongly Agree</td> <td>0</td> <td>0%</td> </tr> <tr> <td>Agree</td> <td>1</td> <td>100%</td> </tr> <tr> <td>Uncertain</td> <td>0</td> <td>0%</td> </tr> <tr> <td>Disagree</td> <td>0</td> <td>0%</td> </tr> <tr> <td>Strongly Disagree</td> <td>0</td> <td>0%</td> </tr> </tbody> </table>	Choice	Number	Percentage	Strongly Agree	0	0%	Agree	1	100%	Uncertain	0	0%	Disagree	0	0%	Strongly Disagree	0	0%	 <p>100%</p> <p>● Agree</p>
Choice	Number	Percentage																			
Strongly Agree	0	0%																			
Agree	1	100%																			
Uncertain	0	0%																			
Disagree	0	0%																			
Strongly Disagree	0	0%																			
8	The Instructor maintains an environment that is conducive to learning	<table border="1"> <thead> <tr> <th>Choice</th> <th>Number</th> <th>Percentage</th> </tr> </thead> <tbody> <tr> <td>Strongly Agree</td> <td>0</td> <td>0%</td> </tr> <tr> <td>Agree</td> <td>1</td> <td>100%</td> </tr> <tr> <td>Uncertain</td> <td>0</td> <td>0%</td> </tr> <tr> <td>Disagree</td> <td>0</td> <td>0%</td> </tr> <tr> <td>Strongly Disagree</td> <td>0</td> <td>0%</td> </tr> </tbody> </table>	Choice	Number	Percentage	Strongly Agree	0	0%	Agree	1	100%	Uncertain	0	0%	Disagree	0	0%	Strongly Disagree	0	0%	 <p>100%</p> <p>● Agree</p>
Choice	Number	Percentage																			
Strongly Agree	0	0%																			
Agree	1	100%																			
Uncertain	0	0%																			
Disagree	0	0%																			
Strongly Disagree	0	0%																			
9	The Instructor arrives on time	<table border="1"> <thead> <tr> <th>Choice</th> <th>Number</th> <th>Percentage</th> </tr> </thead> <tbody> <tr> <td>Strongly Agree</td> <td>0</td> <td>0%</td> </tr> <tr> <td>Agree</td> <td>1</td> <td>100%</td> </tr> <tr> <td>Uncertain</td> <td>0</td> <td>0%</td> </tr> <tr> <td>Disagree</td> <td>0</td> <td>0%</td> </tr> <tr> <td>Strongly Disagree</td> <td>0</td> <td>0%</td> </tr> </tbody> </table>	Choice	Number	Percentage	Strongly Agree	0	0%	Agree	1	100%	Uncertain	0	0%	Disagree	0	0%	Strongly Disagree	0	0%	 <p>100%</p> <p>● Agree</p>
Choice	Number	Percentage																			
Strongly Agree	0	0%																			
Agree	1	100%																			
Uncertain	0	0%																			
Disagree	0	0%																			
Strongly Disagree	0	0%																			

10	The Instructor leaves on time	<table border="1"> <thead> <tr> <th>Choice</th> <th>Number</th> <th>Percentage</th> </tr> </thead> <tbody> <tr> <td>Strongly Agree</td> <td>0</td> <td>0%</td> </tr> <tr> <td>Agree</td> <td>1</td> <td>100%</td> </tr> <tr> <td>Uncertain</td> <td>0</td> <td>0%</td> </tr> <tr> <td>Disagree</td> <td>0</td> <td>0%</td> </tr> <tr> <td>Strongly Disagree</td> <td>0</td> <td>0%</td> </tr> </tbody> </table>	Choice	Number	Percentage	Strongly Agree	0	0%	Agree	1	100%	Uncertain	0	0%	Disagree	0	0%	Strongly Disagree	0	0%	 <p>100%</p> <p>● Agree</p>
Choice	Number	Percentage																			
Strongly Agree	0	0%																			
Agree	1	100%																			
Uncertain	0	0%																			
Disagree	0	0%																			
Strongly Disagree	0	0%																			
11	The Instructor is fair in examination	<table border="1"> <thead> <tr> <th>Choice</th> <th>Number</th> <th>Percentage</th> </tr> </thead> <tbody> <tr> <td>Strongly Agree</td> <td>0</td> <td>0%</td> </tr> <tr> <td>Agree</td> <td>1</td> <td>100%</td> </tr> <tr> <td>Uncertain</td> <td>0</td> <td>0%</td> </tr> <tr> <td>Disagree</td> <td>0</td> <td>0%</td> </tr> <tr> <td>Strongly Disagree</td> <td>0</td> <td>0%</td> </tr> </tbody> </table>	Choice	Number	Percentage	Strongly Agree	0	0%	Agree	1	100%	Uncertain	0	0%	Disagree	0	0%	Strongly Disagree	0	0%	 <p>100%</p> <p>● Agree</p>
Choice	Number	Percentage																			
Strongly Agree	0	0%																			
Agree	1	100%																			
Uncertain	0	0%																			
Disagree	0	0%																			
Strongly Disagree	0	0%																			
12	The Instructor returns the graded scripts etc. in a reasonable amount of time	<table border="1"> <thead> <tr> <th>Choice</th> <th>Number</th> <th>Percentage</th> </tr> </thead> <tbody> <tr> <td>Strongly Agree</td> <td>0</td> <td>0%</td> </tr> <tr> <td>Agree</td> <td>1</td> <td>100%</td> </tr> <tr> <td>Uncertain</td> <td>0</td> <td>0%</td> </tr> <tr> <td>Disagree</td> <td>0</td> <td>0%</td> </tr> <tr> <td>Strongly Disagree</td> <td>0</td> <td>0%</td> </tr> </tbody> </table>	Choice	Number	Percentage	Strongly Agree	0	0%	Agree	1	100%	Uncertain	0	0%	Disagree	0	0%	Strongly Disagree	0	0%	 <p>100%</p> <p>● Agree</p>
Choice	Number	Percentage																			
Strongly Agree	0	0%																			
Agree	1	100%																			
Uncertain	0	0%																			
Disagree	0	0%																			
Strongly Disagree	0	0%																			
13	The Instructor was available during the specified office hours and for after class consultations	<table border="1"> <thead> <tr> <th>Choice</th> <th>Number</th> <th>Percentage</th> </tr> </thead> <tbody> <tr> <td>Strongly Agree</td> <td>0</td> <td>0%</td> </tr> <tr> <td>Agree</td> <td>1</td> <td>100%</td> </tr> <tr> <td>Uncertain</td> <td>0</td> <td>0%</td> </tr> <tr> <td>Disagree</td> <td>0</td> <td>0%</td> </tr> <tr> <td>Strongly Disagree</td> <td>0</td> <td>0%</td> </tr> </tbody> </table>	Choice	Number	Percentage	Strongly Agree	0	0%	Agree	1	100%	Uncertain	0	0%	Disagree	0	0%	Strongly Disagree	0	0%	 <p>100%</p> <p>● Agree</p>
Choice	Number	Percentage																			
Strongly Agree	0	0%																			
Agree	1	100%																			
Uncertain	0	0%																			
Disagree	0	0%																			
Strongly Disagree	0	0%																			
14	The Subject matter presented in the course has increased your knowledge of the subject	<table border="1"> <thead> <tr> <th>Choice</th> <th>Number</th> <th>Percentage</th> </tr> </thead> <tbody> <tr> <td>Strongly Agree</td> <td>0</td> <td>0%</td> </tr> <tr> <td>Agree</td> <td>1</td> <td>100%</td> </tr> <tr> <td>Uncertain</td> <td>0</td> <td>0%</td> </tr> <tr> <td>Disagree</td> <td>0</td> <td>0%</td> </tr> <tr> <td>Strongly Disagree</td> <td>0</td> <td>0%</td> </tr> </tbody> </table>	Choice	Number	Percentage	Strongly Agree	0	0%	Agree	1	100%	Uncertain	0	0%	Disagree	0	0%	Strongly Disagree	0	0%	 <p>100%</p> <p>● Agree</p>
Choice	Number	Percentage																			
Strongly Agree	0	0%																			
Agree	1	100%																			
Uncertain	0	0%																			
Disagree	0	0%																			
Strongly Disagree	0	0%																			

15	The syllabus clearly states course objectives requirements, procedures and grading criteria	<table border="1"> <thead> <tr> <th>Choice</th> <th>Number</th> <th>Percentage</th> </tr> </thead> <tbody> <tr> <td>Strongly Agree</td> <td>0</td> <td>0%</td> </tr> <tr> <td>Agree</td> <td>1</td> <td>100%</td> </tr> <tr> <td>Uncertain</td> <td>0</td> <td>0%</td> </tr> <tr> <td>Disagree</td> <td>0</td> <td>0%</td> </tr> <tr> <td>Strongly Disagree</td> <td>0</td> <td>0%</td> </tr> </tbody> </table>	Choice	Number	Percentage	Strongly Agree	0	0%	Agree	1	100%	Uncertain	0	0%	Disagree	0	0%	Strongly Disagree	0	0%	 <p>● Agree</p>
Choice	Number	Percentage																			
Strongly Agree	0	0%																			
Agree	1	100%																			
Uncertain	0	0%																			
Disagree	0	0%																			
Strongly Disagree	0	0%																			
16	The course integrates theoretical course concepts with real-world applications	<table border="1"> <thead> <tr> <th>Choice</th> <th>Number</th> <th>Percentage</th> </tr> </thead> <tbody> <tr> <td>Strongly Agree</td> <td>0</td> <td>0%</td> </tr> <tr> <td>Agree</td> <td>1</td> <td>100%</td> </tr> <tr> <td>Uncertain</td> <td>0</td> <td>0%</td> </tr> <tr> <td>Disagree</td> <td>0</td> <td>0%</td> </tr> <tr> <td>Strongly Disagree</td> <td>0</td> <td>0%</td> </tr> </tbody> </table>	Choice	Number	Percentage	Strongly Agree	0	0%	Agree	1	100%	Uncertain	0	0%	Disagree	0	0%	Strongly Disagree	0	0%	 <p>● Agree</p>
Choice	Number	Percentage																			
Strongly Agree	0	0%																			
Agree	1	100%																			
Uncertain	0	0%																			
Disagree	0	0%																			
Strongly Disagree	0	0%																			
17	The assignments and exams covered the materials presented in the course	<table border="1"> <thead> <tr> <th>Choice</th> <th>Number</th> <th>Percentage</th> </tr> </thead> <tbody> <tr> <td>Strongly Agree</td> <td>0</td> <td>0%</td> </tr> <tr> <td>Agree</td> <td>1</td> <td>100%</td> </tr> <tr> <td>Uncertain</td> <td>0</td> <td>0%</td> </tr> <tr> <td>Disagree</td> <td>0</td> <td>0%</td> </tr> <tr> <td>Strongly Disagree</td> <td>0</td> <td>0%</td> </tr> </tbody> </table>	Choice	Number	Percentage	Strongly Agree	0	0%	Agree	1	100%	Uncertain	0	0%	Disagree	0	0%	Strongly Disagree	0	0%	 <p>● Agree</p>
Choice	Number	Percentage																			
Strongly Agree	0	0%																			
Agree	1	100%																			
Uncertain	0	0%																			
Disagree	0	0%																			
Strongly Disagree	0	0%																			
18	The course material is modern and updated	<table border="1"> <thead> <tr> <th>Choice</th> <th>Number</th> <th>Percentage</th> </tr> </thead> <tbody> <tr> <td>Strongly Agree</td> <td>0</td> <td>0%</td> </tr> <tr> <td>Agree</td> <td>1</td> <td>100%</td> </tr> <tr> <td>Uncertain</td> <td>0</td> <td>0%</td> </tr> <tr> <td>Disagree</td> <td>0</td> <td>0%</td> </tr> <tr> <td>Strongly Disagree</td> <td>0</td> <td>0%</td> </tr> </tbody> </table>	Choice	Number	Percentage	Strongly Agree	0	0%	Agree	1	100%	Uncertain	0	0%	Disagree	0	0%	Strongly Disagree	0	0%	 <p>● Agree</p>
Choice	Number	Percentage																			
Strongly Agree	0	0%																			
Agree	1	100%																			
Uncertain	0	0%																			
Disagree	0	0%																			
Strongly Disagree	0	0%																			

Teachers Comment

He is man to be known by his attitude and character. Having a good interaction with students like a friend and Brother .

Course Comment

All of the courses announced for MS and PhD Mathematics are linked. The course he taught is advanced includes techniques applied in the field of mathematics. But I think if the range(course outlines) is to be extend then Scholar will easily doing research in a better way.